

Low Voltage Switching Gears

Magnetic Contactor (Contactor) J7K / Thermal Overload Relay J7TC / Manual Motor Starter J7MC / Reversing Magnetic Contactor J7KCR / Auxiliary Relay (Contactor Relay) J7KCA

Finally Low Voltage Switching Gears joining into the OMRON's Panel Solution portfolio

-
- Push-In Plus technology allows easy wiring
 - Unified width (45 mm) among Magnetic Contactors, Thermal Relay and MMS for space-saving
 - Applicable to a wide range of motor applications in every industry

New Value For Control Panels

Control Panels: The Heart of Manufacturing Sites.

Evolution in control panels results in large evolution in production facilities.

And if control panel design, control panel manufacturing processes, and human interaction with them are innovated, control panel manufacturing becomes simpler and takes a leap forward.

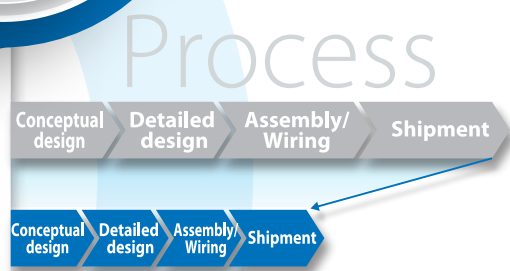
OMRON will continue to achieve a control panel evolution and process innovation through many undertakings starting with the shared Value Design for Panel *1 concept for the specifications of products used in control panels.

*1 Value Design for Panel



Our shared Value Design for Panel (herein after referred to as "Value Design") concept for the specifications of products used in control panels will create new value to our customer's control panels.

Combining multiple products that share the Value Design concept will further increase the value provided to control panels.



Panels

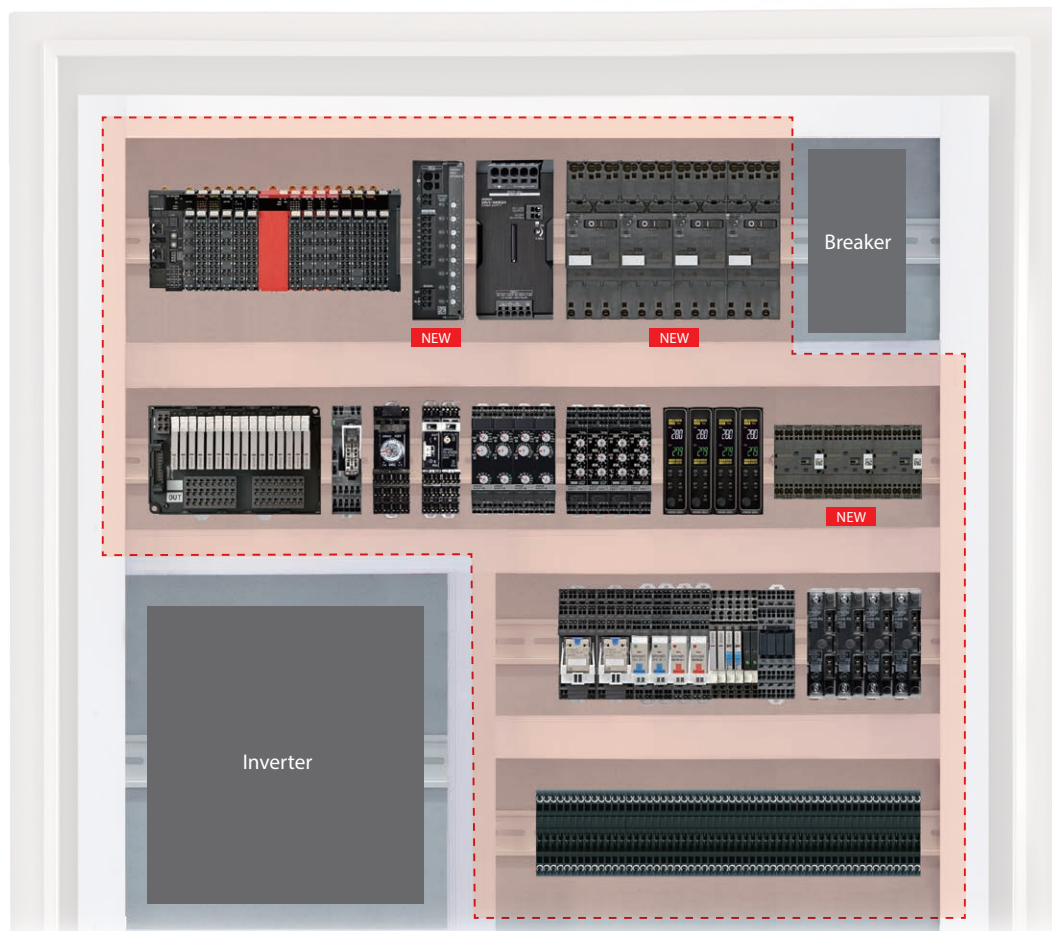


People



Finally Low Voltage Switching Gears joining into the OMRON's Panel Solution portfolio

A wide product lineup of Control Panel Solution that cover even motor control contributes to TCO*1 reduction in control panel manufacturing.



*1.TCO: Total Cost of Ownership. Total cost from control panel design / production to operation / maintenance.


Main Features of Value Design

Saving Space

- Unied slim size*2




- Side-by-side mounting at an ambient temperature of 55°C*3



Workload Reduction

- Push-In Plus technology is used*2




- No retightening required



Lead Time Reduction

- Electrical control CAD Library



E3.series is a product name of Zuken Inc. for their Electrical and Control Cable Design Solution.
EPLAN is a registered trademark of EPLAN Software & Service GmbH & Co. KG.

- Certification for CE, UL, and CSA




*2. Expect for some products.

*3. Applicable only within the same series.

To further improve control panels with newly added

Magnetic Contactor (Contactor) J7KC

Best match for a motor drive (AC3 Class) and a primary side of drive control equipment



Thermal Overload Relay J7TC

Protects loads from burning damage by detecting overload



Compact The widths of all series models are unified to 45 mm. Compactly mountable in a control panel


Conform to Main Safety Standards



High endurance One million times or more of electrical endurance*2

Magnetic Starters

Combination example (Magnetic Contactor + Thermal Overload Relay)



Other models

Reversing Magnetic Contactor (Contactor) J7KCR

Reversible wiring (main circuit, control circuit), with interlock mechanism. Appropriate for forward/reverse control of motors, and plugging control.



Auxiliary Relay (Contactor Relay) J7KCA

The contactor relay with the same size as the Magnetic Contactor J7KC.



*1. Based on June 2019 OMRON investigation. On the Push-In models.
*2. Shutting off by thermal overload relay is excluded.

Low Voltage Switch Gears for motor control

Manual Motor Starter J7MC

MMS is mainly used to Motor Breaker Application and provide protection from short-circuit, overload and phase failures.



Rocker switch
(Standard type)
J7MC-3P

Rotary switch
(High performance type)
J7MC-3R

High tripping capacity

Shutting off the large current at short-circuit accidents.

At AC400 V

(Standard type) 25,50,100 kA

(High performance type) 50,100 kA

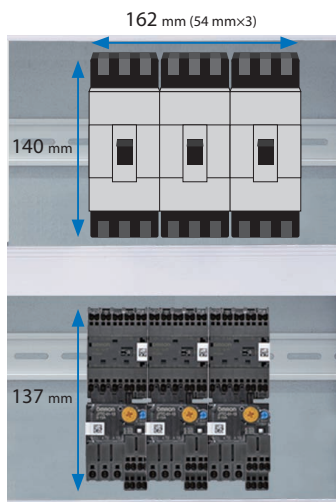


Conform to Main Safety Standards




Space-saving design helps downsize control panels.

■ Breaker + Magnetic Starters



■ Manual Motor Starters + Magnetic Contactor

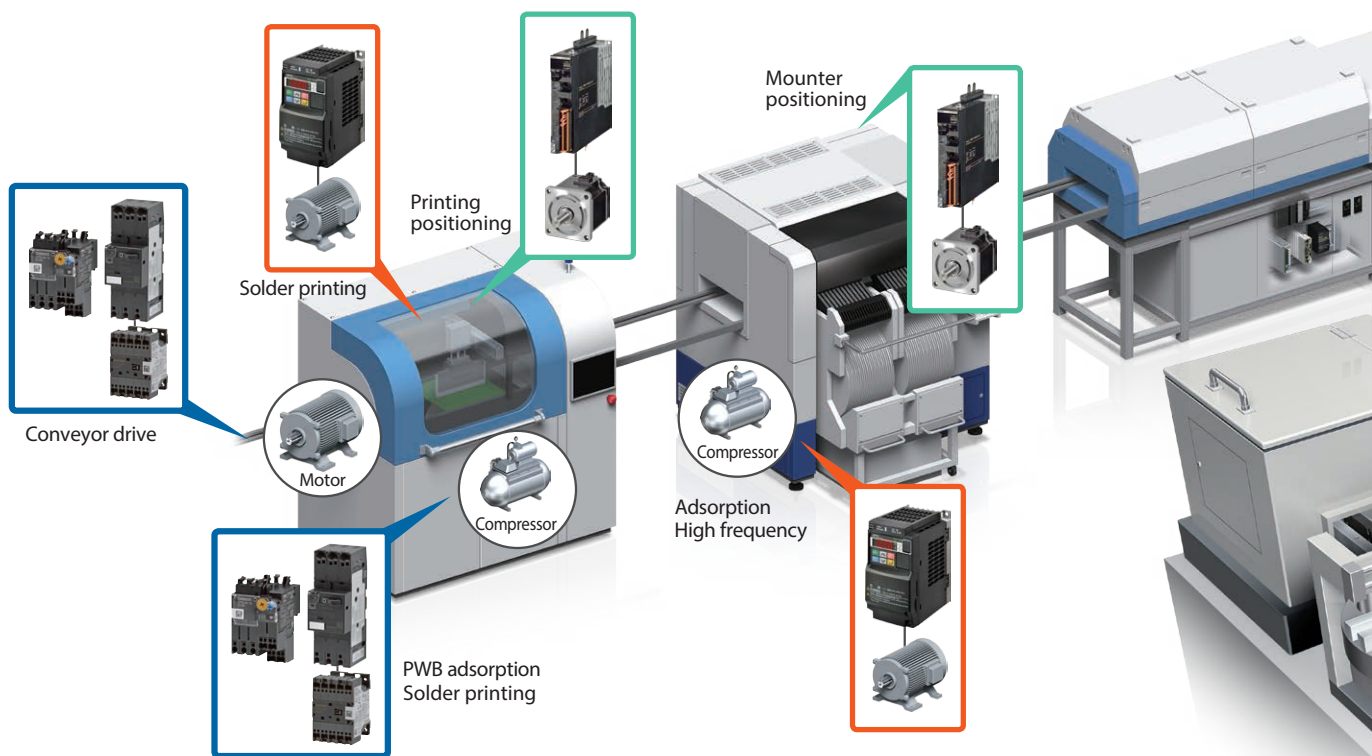


* OMRON investigation


Total solution for motor applications

New lineup of ON/OFF controllable Low Voltage Switching Gears supports total motor application,


PCB assembly production line



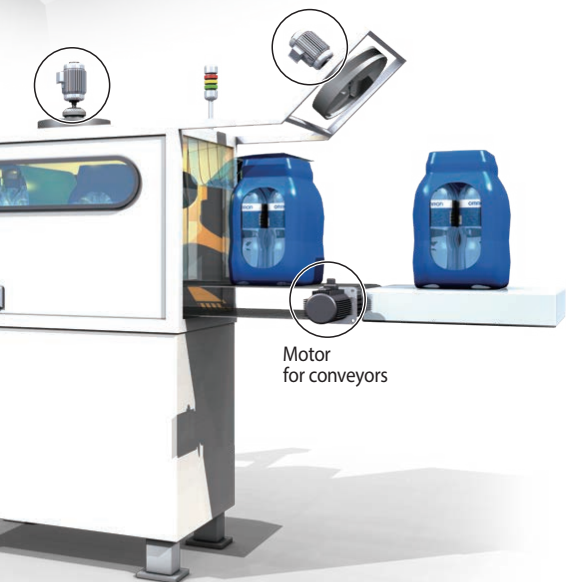
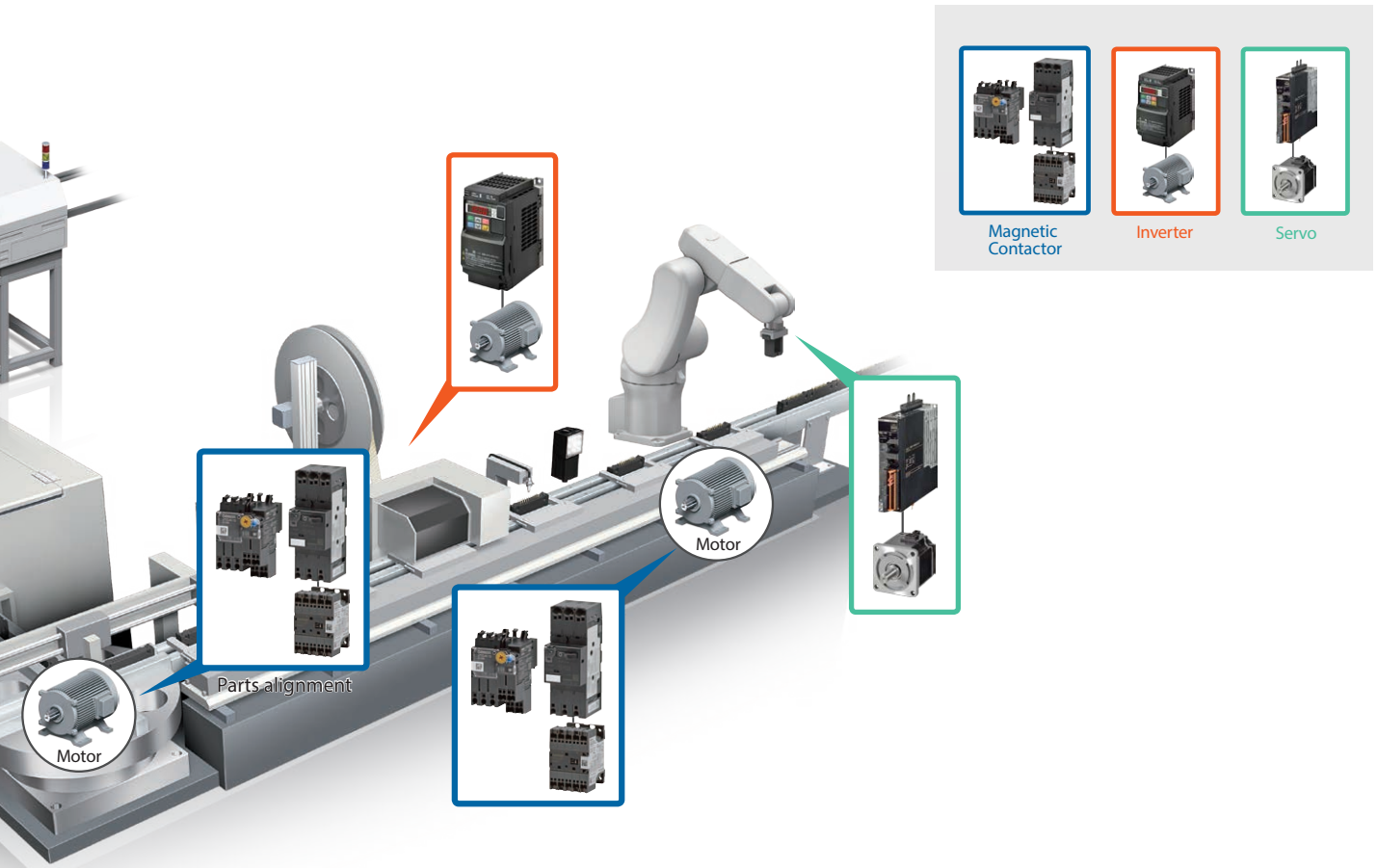
Connection example



Packaging machine






in addition to inverters and servos



Machining center



		Magnetic Contactor	Thermal Overload Relay	Manual Motor Starters
Product lineup				
Model		J7KC	J7TC	J7MC
Number of poles		-		3
Rated current		15 A	0.1 ~ 13 A	0.16 ~ 20 A
Degree of protection		IP20		
Three-phase squirrelcage motor	200-240 V	2.2 KW (12 A)		
	380-440 V	5.5 KW (12 A)		
	500-550 V	5.5 KW (9 A)		
Dimensions (W×H×D)(mm)		45 × 67.5 × 46	45 × 79.5 × 55.5	Rocker : 45 × 130 × 71 Rotary : 45 × 130 × 91
Safety standard		JIS, IEC(CE), c-UL, TÜV, GB/T(CCC)		

OMRON Corporation Industrial Automation Company
Kyoto, JAPAN

Contact: www.ia.omron.com

Regional Headquarters

OMRON EUROPE B.V.

Wegalaan 67-69, 2132 JD Hoofddorp
The Netherlands
Tel: (31)2356-81-300/Fax: (31)2356-81-388

OMRON ELECTRONICS LLC

2895 Greenspoint Parkway, Suite 200
Hoffman Estates, IL 60169 U.S.A.
Tel: (1) 847-843-7900/Fax: (1) 847-843-7787

OMRON ASIA PACIFIC PTE. LTD.

No. 438A Alexandra Road # 05-05/08 (Lobby 2),
Alexandra Technopark,
Singapore 119967
Tel: (65) 6835-3011/Fax: (65) 6835-2711

OMRON (CHINA) CO., LTD.

Room 2211, Bank of China Tower,
200 Yin Cheng Zhong Road,
PuDong New Area, Shanghai, 200120, China
Tel: (86) 21-5037-2222/Fax: (86) 21-5037-2200

Authorized Distributor:

© OMRON Corporation 2019 All Rights Reserved.
In the interest of product improvement,
specifications are subject to change without notice.

Cat. No. J229-E1-01

0919 (0919)